


How to create a google + Account


If you have already got a google account skip past the first 3 steps and this will tell you how to get a google + account.

Create your Google Account

One account is all you need
One free account gets you into everything Google.



Take it all with you
Switch between devices, and pick up wherever you left off.



Name
First: Last:

Your email address

[I would like a new Gmail address](#)

Create a password

Confirm your password

Birthday
Month: Day: Year:

Gender
I am...

Mobile phone

Location

[Next step](#)

Create A Google Account. By filling in the form, then clicking the next step button.

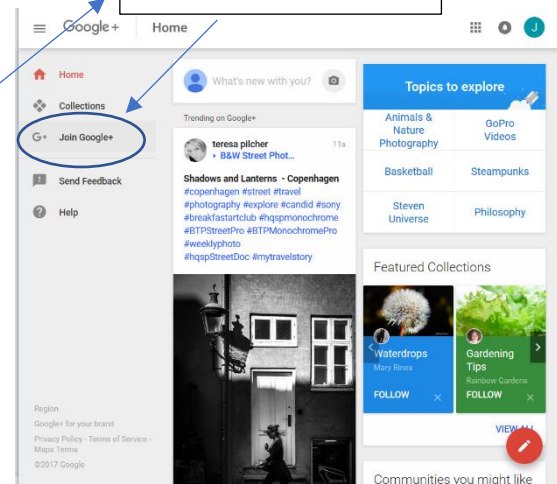
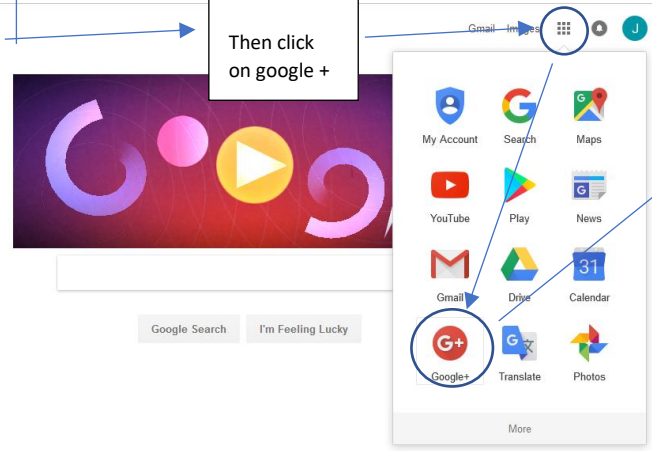
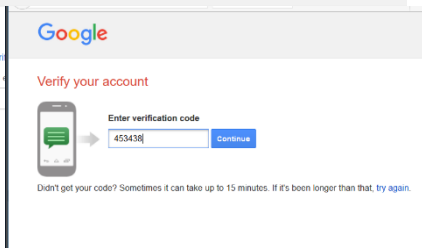
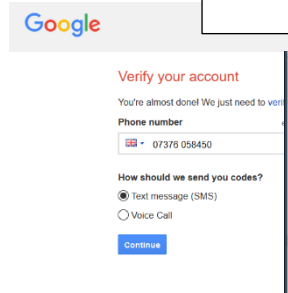
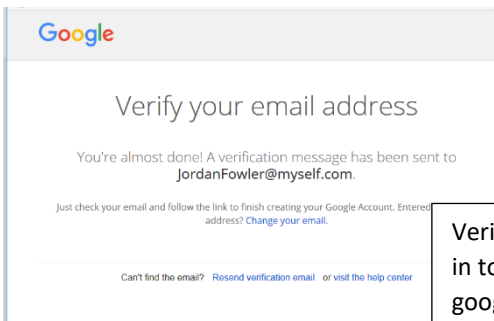
Put your phone number in and click text message and hit continue. Check your phone you will get a numbered code from Google. Type this number into the box provided.

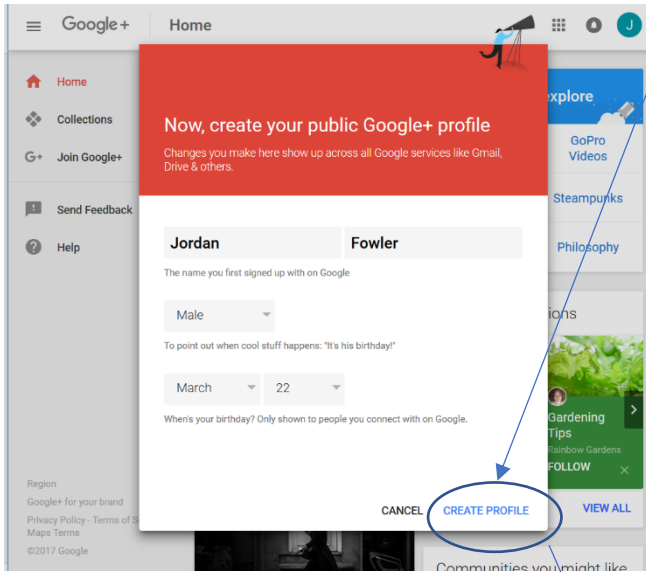
Verify your email by signing in to your email. Find the google verification email, click the link your verified.

Go to google home page.

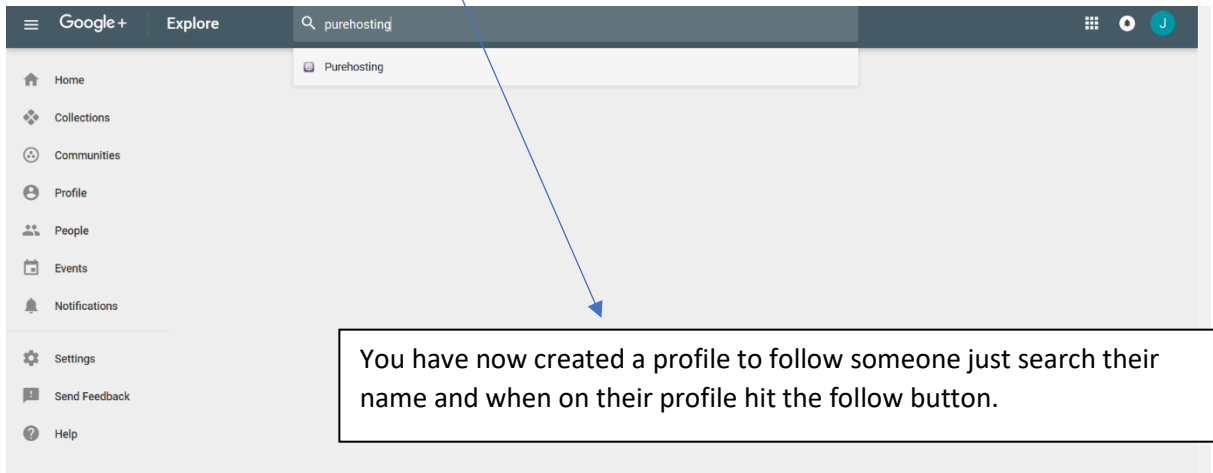
Click Here
Then click on google +

Click on Join google + on the left-hand side





Put in your details and click create profile



You have now created a profile to follow someone just search their name and when on their profile hit the follow button.

